
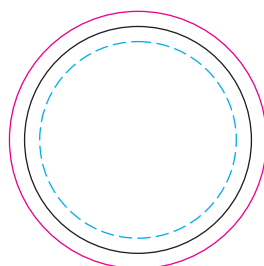



100% of Actual Size
Pad Print (one colour)



100% of Actual Size
Resin Dome



Blue Line = The SIGNIFICANT PRINT AREA
(Keep all critical images & text within this box)
Black Line = Maximum print area
Pink Line = Bleed off to here